



District Report Card: 2017


State: Tripura	District: Unakoti
Class: 8	Subject: Language
Schools: 51	Students: 983


Participation/Coverage


Students

<div>GENDER</div> <div></div>	Boys				Girls			
	Number		%		Number		%	
	383		38.96		600		61.04	

<div>AREA</div> <div></div>	Rural				Urban			
	Number		%		Number		%	
	820		83.42		163		16.58	

<div>CATEGORY</div> <div></div>	SC		ST		OBC		GEN	
	Number	%	Number	%	Number	%	Number	%
	232	23.60	209	21.26	268	27.26	274	27.87

<div>CWSN</div> <div></div>	LD	VI	HI	S&LD	ID	Oth
	2	2	0	1	0	0

<div>Management</div> <div></div>	Government			Government-aided		
	Number		%	Number		%
	941		95.73	42		4.27

Average Performance of Students in Language (%)

Overall	Gender		Area		Management		Social Group			
	Male	Female	Rural	Urban	Govt.	Aided	SC	ST	OBC	GEN
52.80	53.52	52.34	51.03	61.72	51.90	73.17	52.79	44.37	61.07	51.17

Performance on Learning Outcomes (LOs)

Learning Outcomes	Description	Average Performance(%)
L813	Read textual/non-textual materials with comprehension and identifies the details, characters, main idea and sequence of ideas and events while reading	52.80

Range of Performance of Students who Answered Correctly							
Below 30%		30% - 50%		50% - 75%		Above 75%	
Number	%	Number	%	Number	%	Number	%
173	17.60	261	26.55	386	39.27	163	16.58

Lowest Performing Learning Outcomes (LOs)

1 - Read textual/non-textual materials with comprehension and identifies the details, characters, main idea and sequence of ideas and events while reading (52.80)